

Siemens
EcoTech



SIMATIC S7-1200, CPU 1214C, compact CPU, DC/DC/relay, onboard I/O: 14 DI 24 V DC; 10 DO relay 2 A; 2 AI 0-10 V DC, power supply: DC 20.4-28.8 V DC, program/data memory 150 KB



Figure similar

General information	
Product type designation	CPU 1214C DC/DC/relay
Firmware version	V4.7
Engineering with	
• Programming package	STEP 7 V20 or higher
Supply voltage	
Rated value (DC)	
• 24 V DC	Yes
permissible range, lower limit (DC)	20.4 V
permissible range, upper limit (DC)	28.8 V
Reverse polarity protection	Yes
Load voltage L+	
• Rated value (DC)	24 V
• permissible range, lower limit (DC)	20.4 V
• permissible range, upper limit (DC)	28.8 V
Input current	
Current consumption (rated value)	500 mA; CPU only
Current consumption, max.	1 500 mA; CPU with all expansion modules
Inrush current, max.	12 A; at 28.8 V
I ² t	0.8 A ² ·s
Output current	
for backplane bus (5 V DC), max.	1 600 mA; Max. 5 V DC for SM and CM
Encoder supply	
24 V encoder supply	
• 24 V	L+ minus 4 V DC min.
Power loss	
Power loss, typ.	12 W
Memory	
Work memory	
• integrated	150 kbyte
Load memory	
• integrated	4 Mbyte
• Plug-in (SIMATIC Memory Card), max.	with SIMATIC memory card
Backup	
• present	Yes
• maintenance-free	Yes

<ul style="list-style-type: none"> • without battery 	Yes
CPU processing times	
for bit operations, typ.	0.08 µs; / instruction
for word operations, typ.	1.7 µs; / instruction
for floating point arithmetic, typ.	2.3 µs; / instruction
CPU-blocks	
Number of blocks (total)	DBs, FCs, FBs, counters and timers. The maximum number of addressable blocks ranges from 1 to 65535. There is no restriction, the entire working memory can be used
OB	
<ul style="list-style-type: none"> • Number, max. 	Limited only by RAM for code
Data areas and their retentivity	
Retentive data area (incl. timers, counters, flags), max.	14 kbyte
Flag	
<ul style="list-style-type: none"> • Size, max. 	8 kbyte; Size of bit memory address area
Local data	
<ul style="list-style-type: none"> • per priority class, max. 	16 kbyte; Priority class 1 (program cycle): 16 KB, priority class 2 to 26: 6 KB
Address area	
Process image	
<ul style="list-style-type: none"> • Inputs, adjustable • Outputs, adjustable 	1 kbyte 1 kbyte
Hardware configuration	
Number of modules per system, max.	3 comm. modules, 1 signal board, 8 signal modules
Time of day	
Clock	
<ul style="list-style-type: none"> • Hardware clock (real-time) • Backup time • Deviation per day, max. 	Yes 480 h; Typical ±60 s/month at 25 °C
Digital inputs	
Number of digital inputs	14; Integrated
<ul style="list-style-type: none"> • of which inputs usable for technological functions 	6; HSC (High Speed Counting)
Source/sink input	Yes
Number of simultaneously controllable inputs	
all mounting positions	
— up to 40 °C, max.	14
Input voltage	
<ul style="list-style-type: none"> • Rated value (DC) • for signal "0" • for signal "1" 	24 V 5 V DC at 1 mA 15 V DC at 2.5 mA
Input delay (for rated value of input voltage)	
for standard inputs	
— parameterizable	0.1 / 0.2 / 0.4 / 0.8 / 1.6 / 3.2 / 6.4 / 10.0 / 12.8 / 20.0 µs; 0.05 / 0.1 / 0.2 / 0.4 / 0.8 / 1.6 / 3.2 / 6.4 / 10.0 / 12.8 / 20.0 ms
— at "0" to "1", min.	0.2 ms
— at "0" to "1", max.	12.8 ms
for interrupt inputs	
— parameterizable	Yes
for technological functions	
— parameterizable	Single phase: 3 @ 100 kHz & 3 @ 30 kHz, differential: 3 @ 80 kHz & 3 @ 30 kHz
Cable length	
<ul style="list-style-type: none"> • shielded, max. • unshielded, max. 	500 m; 50 m for technological functions 300 m; for technological functions: No
Digital outputs	
Number of digital outputs	10; Relays
Switching capacity of the outputs	
<ul style="list-style-type: none"> • with resistive load, max. • on lamp load, max. 	2 A 30 W with DC, 200 W with AC
Output delay with resistive load	
<ul style="list-style-type: none"> • "0" to "1", max. • "1" to "0", max. 	10 ms; max. 10 ms; max.

Relay outputs	
• Number of relay outputs	10
• Number of operating cycles, max.	mechanically 10 million, at rated load voltage 100 000
Cable length	
• shielded, max.	500 m
• unshielded, max.	150 m
Analog inputs	
Number of analog inputs	2
Input ranges	
• Voltage	Yes
Input ranges (rated values), voltages	
• 0 to +10 V	Yes
— Input resistance (0 to 10 V)	≥100k ohms
Cable length	
• shielded, max.	100 m; twisted and shielded
Analog outputs	
Number of analog outputs	0
Analog value generation for the inputs	
Integration and conversion time/resolution per channel	
• Resolution with overrange (bit including sign), max.	10 bit
• Integration time, parameterizable	Yes
• Conversion time (per channel)	625 μs
Encoder	
Connectable encoders	
• 2-wire sensor	Yes
1. Interface	
Interface type	PROFINET
Isolated	Yes
automatic detection of transmission rate	Yes
Autonegotiation	Yes
Autocrossing	Yes
Interface types	
• RJ 45 (Ethernet)	Yes
• Number of ports	1
• integrated switch	No
Protocols	
• PROFINET IO Controller	Yes
• PROFINET IO Device	Yes
• SIMATIC communication	Yes
• Open IE communication	Yes; Optionally also encrypted
• Web server	Yes
• Media redundancy	No
PROFINET IO Controller	
• Transmission rate, max.	100 Mbit/s
Services	
— PG/OP communication	Yes; encryption with TLS V1.3 pre-selected
— Isochronous mode	No
— IRT	No
— PROFlenergy	No
— Prioritized startup	Yes
— Number of IO devices with prioritized startup, max.	16
— Number of connectable IO Devices, max.	16
— Number of connectable IO Devices for RT, max.	16
— of which in line, max.	16
— Activation/deactivation of IO Devices	Yes
— Number of IO Devices that can be simultaneously activated/deactivated, max.	8
— Updating time	The minimum value of the update time also depends on the communication component set for PROFINET IO, on the number of IO devices and the quantity of configured user data.
PROFINET IO Device	

Services	
— PG/OP communication	Yes; encryption with TLS V1.3 pre-selected
— Isochronous mode	No
— IRT	No
— PROFINergy	Yes
— Shared device	Yes
— Number of IO Controllers with shared device, max.	2

Protocols	
Supports protocol for PROFINET IO	Yes
PROFIsafe	No
PROFIBUS	Yes; CM 1243-5 (master) or CM 1242-5 (slave) required
OPC UA	Yes; OPC UA Server
AS-Interface	Yes; CM 1243-2 required

Protocols (Ethernet)	
• TCP/IP	Yes
• DHCP	No
• SNMP	Yes
• DCP	Yes
• LLDP	Yes

Redundancy mode	
Media redundancy	
— MRP	No
— MRPD	No

SIMATIC communication	
• S7 routing	Yes

Open IE communication	
• TCP/IP	Yes
— Data length, max.	8 kbyte
• ISO-on-TCP (RFC1006)	Yes
— Data length, max.	8 kbyte
• UDP	Yes
— Data length, max.	1 472 byte

Web server	
• supported	Yes
• User-defined websites	Yes

OPC UA	
• Runtime license required	Yes; "Basic" license required
• OPC UA Server	Yes; data access (read, write, subscribe), method call, runtime license required
— Application authentication	Available security policies: None, Basic128Rsa15, Basic256Rsa15, Basic256Sha256
— User authentication	"anonymous" or by user name & password
— Number of sessions, max.	10
— Number of subscriptions per session, max.	5
— Sampling interval, min.	100 ms
— Publishing interval, min.	200 ms
— Number of server methods, max.	20
— Number of monitored items, recommended max.	1 000
— Number of server interfaces, max.	2
— Number of nodes for user-defined server interfaces, max.	2 000

Further protocols	
• MODBUS	Yes

communication functions / header

S7 communication	
• supported	Yes
• as server	Yes
• as client	Yes
• User data per job, max.	See online help (S7 communication, user data size)

Number of connections	
• overall	PG Connections: 4 reserved / 4 max; HMI Connections: 12 reserved / 18 max; S7 Connections: 8 reserved / 14 max; Open User Connections: 8 reserved / 14 max; Web Connections: 2 reserved / 30 max; OPC UA Connections: 0 reserved

Test commissioning functions

Status/control	
• Status/control variable	Yes
• Variables	Inputs/outputs, memory bits, DBs, distributed I/Os, timers, counters
Forcing	
• Forcing	Yes
Diagnostic buffer	
• present	Yes
Traces	
• Number of configurable Traces	2
• Memory size per trace, max.	512 kbyte

Interrupts/diagnostics/status information

Diagnostics indication LED	
• RUN/STOP LED	Yes
• ERROR LED	Yes
• MAINT LED	Yes

Integrated Functions

Counter	
• Number of counters	6
• Counting frequency, max.	100 kHz
Frequency measurement	Yes
controlled positioning	Yes
Number of position-controlled positioning axes, max.	8
Number of positioning axes via pulse-direction interface	Up to 4 with SB 1222
PID controller	Yes
Number of alarm inputs	4

Potential separation

Potential separation digital inputs	
• Potential separation digital inputs	500 V AC for 1 minute
• between the channels, in groups of	1
Potential separation digital outputs	
• Potential separation digital outputs	Relays
• between the channels	No
• between the channels, in groups of	2

EMC

Interference immunity against discharge of static electricity	
• Interference immunity against discharge of static electricity acc. to IEC 61000-4-2	Yes
— Test voltage at air discharge	8 kV
— Test voltage at contact discharge	6 kV
Interference immunity to cable-borne interference	
• Interference immunity on supply lines acc. to IEC 61000-4-4	Yes
• Interference immunity on signal cables acc. to IEC 61000-4-4	Yes
Interference immunity against voltage surge	
• Interference immunity on supply lines acc. to IEC 61000-4-5	Yes
Interference immunity against conducted variable disturbance induced by high-frequency fields	
• Interference immunity against high-frequency radiation acc. to IEC 61000-4-6	Yes
Emission of radio interference acc. to EN 55 011	
• Limit class A, for use in industrial areas	Yes; Group 1
• Limit class B, for use in residential areas	Yes; When appropriate measures are used to ensure compliance with the limits for Class B according to EN 55011

Degree and class of protection

IP degree of protection	IP20
-------------------------	------

Standards, approvals, certificates

Siemens Eco Profile (SEP)	Siemens EcoTech
CE mark	Yes
UL approval	Yes

cULus	Yes
FM approval	Yes
RCM (formerly C-TICK)	Yes
KC approval	Yes
Marine approval	Yes
Ecological footprint	
• environmental product declaration	Yes; type II acc. to ISO 14021
Global warming potential	
— global warming potential, (total) [CO2 eq]	111 kg
— global warming potential, (during production) [CO2 eq]	20.1 kg
— global warming potential, (during operation) [CO2 eq]	91.5 kg
— global warming potential, (after end of life cycle) [CO2 eq]	-0.9 kg
Ambient conditions	
Free fall	
• Fall height, max.	0.3 m; five times, in product package
Ambient temperature during operation	
• min.	-20 °C
• max.	60 °C; Number of simultaneously activated inputs or outputs 7 or 5 (no adjacent points) at 60 °C horizontal or 50 °C vertical, 14 or 10 at 55 °C horizontal or 45 °C vertical
• horizontal installation, min.	-20 °C
• horizontal installation, max.	60 °C
• vertical installation, min.	-20 °C
• vertical installation, max.	50 °C
Ambient temperature during storage/transportation	
• min.	-40 °C
• max.	70 °C
Air pressure acc. to IEC 60068-2-13	
• Operation, min.	795 hPa
• Operation, max.	1 080 hPa
• Storage/transport, min.	660 hPa
• Storage/transport, max.	1 080 hPa
Altitude during operation relating to sea level	
• Installation altitude, min.	-1 000 m
• Installation altitude, max.	5 000 m; Restrictions for installation altitudes > 2 000 m, see manual
Relative humidity	
• Operation, max.	95 %; no condensation
Vibrations	
• Vibration resistance during operation acc. to IEC 60068-2-6	2 g (m/s ²) wall mounting, 1 g (m/s ²) DIN rail
• Operation, tested according to IEC 60068-2-6	Yes
Shock testing	
• tested according to IEC 60068-2-27	Yes; IEC 68, Part 2-27 half-sine: strength of the shock 15 g (peak value), duration 11 ms
Pollutant concentrations	
• SO2 at RH < 60% without condensation	SO2: < 0.5 ppm; H2S: < 0.1 ppm; RH < 60% condensation-free
configuration / header	
configuration / programming / header	
Programming language	
— LAD	Yes
— FBD	Yes
— SCL	Yes
Know-how protection	
• User program protection/password protection	Yes
• Copy protection	Yes
• Block protection	Yes
Access protection	
• protection of confidential configuration data	Yes
• Protection level: Write protection	Yes
• Protection level: Read/write protection	Yes

- Protection level: Complete protection
- User administration
- Number of users
- Number of groups
- Number of roles

Yes
Yes; device-wide
42
14
20

programming / cycle time monitoring / header
• adjustable
Yes


Dimensions	
Width	110 mm
Height	100 mm
Depth	75 mm


Weights	
Weight, approx.	435 g

Classifications			
		Version	Classification
	eClass	14	27-24-22-07
	eClass	12	27-24-22-07
	eClass	9.1	27-24-22-07
	eClass	9	27-24-22-07
	eClass	8	27-24-22-07
	eClass	7.1	27-24-22-07
	eClass	6	27-24-22-07
	ETIM	9	EC000236
	ETIM	8	EC000236
	ETIM	7	EC000236
	IDEA	4	3565
	UNSPSC	15	32-15-17-05

Approvals / Certificates


General Product Approval


 EG-Konf.






[Manufacturer Declaration](#)

[Miscellaneous](#)


 UL

[Metrological Approval](#)

General Product Approval	EMV	For use in hazardous locations
KC Miscellaneous	 RCM	 ATEX
	 RCM	FM

Marine / Shipping









 LRS

[NK / Nippon Kaiji Kyokai](#)





Marine / Shipping	Environment	Industrial Communication
CCS (China Classification Society)		PROFINET
		

last modified: 2/18/2025 